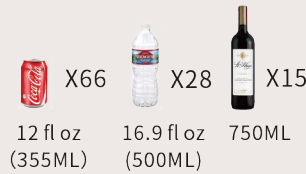
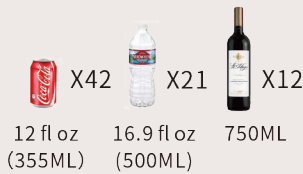
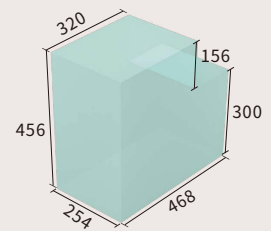
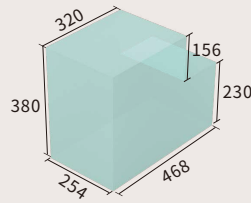
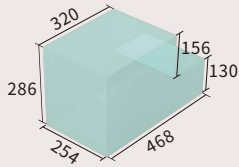



**SECCX30**

**SECCX40**

**SECCX50**


## Features

- **FREEZES WITHOUT ICE:** -4°F(-20°C) to 68°F(20°C) powerful chilling performance.
- **CAR BATTERY PROTECTION:** With temperature memory function and three stages battery protection system prevents vehicle run out of battery.
- **Details:** Telescoping handle, LED display cup holders, built-in handle, reliable wheels, door latch, drain plug, optional built-in battery, optional APP control.
- **High performance:** LG compressor offers superior cooling performance.
- **Fit anywhere:** Car/Jeep/Truck/Home/Dorm/Cottage/Garage/RV/Boat/Outdoor (DC/AC).
- **Rugged design:** Shockproof and durable design for handling rocky road. Safe to run less than a 45-degree angle in short time.
- **Quiet operation:** Less than 45db, like living in quiet suburb.
- **ENERGY SAVING (MAX & ECO MODE):** Two different modes can be adjusted as needed. MAX mode for fast cooling or ECO mode for energy saving.

<b>MODEL:</b>	SECCX30	SECCX40	SECCX50
<b>TOTAL CAPACITY:</b>	27.8L/29Quarts/0.98Cu.Ft.	39.3L/42Quarts/1.38Cu.Ft.	47.3L/50Quarts/1.67Cu.Ft.
<b>POWER SUPPLY:</b>	12/24V DC 100~240V AC	12/24V DC	12/24V DC
<b>RATED CURRENT:</b>	DC 5.0A/2.5A AC 1.2A-0.5A	DC 5.0A/2.5A AC 1.2A-0.5A	DC 5.0A/2.5A AC 1.2A-0.5A
<b>RATED POWER INPUT:</b>	60W	60W	60W
<b>FRIDGE DIMENSION(MM) (L X W X H INCH):</b>	610*378*375 mm 24 * 14 7/8 * 14 3/8 inch	610*378*480mm 24 * 14 7/8 * 18 11/16 inch	610*378*550mm 24 * 14 7/8 * 21 7/16 inch
<b>PACKING SIZE(MM) (L X W X H INCH):</b>	635*415*410mm 25 * 16 5/16 * 16 1/8 inch	635*415*520mm 25 * 16 5/16 * 20 1/2 inch	635*415*590mm 25 * 16 5/16 * 23 1/4 inch
<b>NET WEIGHT:</b>	11.4kg/25.1lbs	12.9kg/28.4lbs	13.4kg/29.5lbs
<b>GROSS WEIGHT:</b>	13.9kg/30.6lbs	15kg/33.1lbs	16kg/35.3lbs
<b>FRIDGE/FREEZER (COMBINATION):</b>	-20~20°C(-4~68°F)	-20~20°C(-4~68°F)	-20~20°C(-4~68°F)
<b>FCL QUANTITY:</b>	245/498/594(20/40/40'HQ)	196/396/495(20/40/40'HQ)	147/297/396(20/40/40'HQ)
<b>NOISE LEVEL:</b>	<45dB	<45dB	<45dB


\*Due to product improvement, the technical information might be different from actual information, please refer to the rating label on the product. (Note:±3°C temperature difference is permitted)



Door latch




Digital display(°C/°F)



Built-in Battery(optional)



Functional top



Built-in handle



Anti-leakage drain plug



AC/DC dual use



Reliable wheels



Strong telescoping handle