
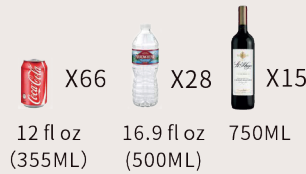
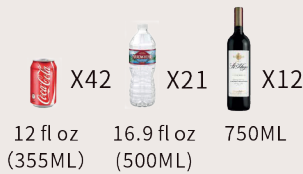
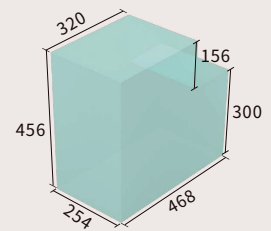
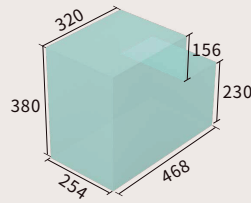
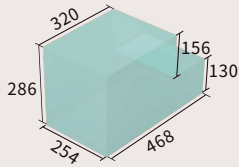



SECCX30

SECCX40

SECCX50


Features


- **FREEZES WITHOUT ICE:** -4°F(-20°C) to 68°F(20°C) powerful chilling performance.
- **CAR BATTERY PROTECTION:** With temperature memory function and three stages battery protection system prevents vehicle run out of battery.
- **Details:** Telescoping handle, LED display cup holders, built-in handle, reliable wheels, door latch, drain plug, optional built-in battery, optional APP control.
- **High performance:** LG compressor offers superior cooling performance.
- **Fit anywhere:** Car/Jeep/Truck/Home/Dorm/Cottage/Garage/RV/Boat/Outdoor (DC/AC).
- **Rugged design:** Shockproof and durable design for handling rocky road. Safe to run less than a 45-degree angle in short time.
- **Quiet operation:** Less than 45db, like living in quiet suburb.
- **ENERGY SAVING (MAX & ECO MODE):** Two different modes can be adjusted as needed. MAX mode for fast cooling or ECO mode for energy saving.

MODEL:	SECCX30	SECCX40	SECCX50
TOTAL CAPACITY:	27.8L/29Quarts/0.98Cu.Ft.	39.3L/42Quarts/1.38Cu.Ft.	47.3L/50Quarts/1.67Cu.Ft.
POWER SUPPLY:	12/24V DC 100~240V AC	12/24V DC	12/24V DC
RATED CURRENT:	DC 5.0A/2.5A AC 1.2A-0.5A	DC 5.0A/2.5A AC 1.2A-0.5A	DC 5.0A/2.5A AC 1.2A-0.5A
RATED POWER INPUT:	60W	60W	60W
FRIDGE DIMENSION(MM) (L X W X H INCH):	610*378*375 mm 24 * 14 7/8 * 14 3/8 inch	610*378*480mm 24 * 14 7/8 * 18 11/16 inch	610*378*550mm 24 * 14 7/8 * 21 7/16 inch
PACKING SIZE(MM) (L X W X H INCH):	635*415*410mm 25 * 16 5/16 * 16 1/8 inch	635*415*520mm 25 * 16 5/16 * 20 1/2 inch	635*415*590mm 25 * 16 5/16 * 23 1/4 inch
NET WEIGHT:	11.4kg/25.1lbs	12.9kg/28.4lbs	13.4kg/29.5lbs
GROSS WEIGHT:	13.9kg/30.6lbs	15kg/33.1lbs	16kg/35.3lbs
FRIDGE/FREEZER (COMBINATION):	-20~20°C(-4~68°F)	-20~20°C(-4~68°F)	-20~20°C(-4~68°F)
FCL QUANTITY:	245/498/594(20/40/40'HQ)	196/396/495(20/40/40'HQ)	147/297/396(20/40/40'HQ)
NOISE LEVEL:	<45dB	<45dB	<45dB

*Due to product improvement, the technical information might be different from actual information, please refer to the rating label on the product. (Note:±3°C temperature difference is permitted)



Door latch



Digital display(°C/°F)



Functional top



Strong telescoping handle



Built-in handle



Anti-leakage drain plug



Reliable wheels



AC/DC dual use